



STRAMIT®
CORRUGATED
ROOF AND WALL CLADDING

p r o d u c t t e c h n i c a l m a n u a l



STRAMIT® CORRUGATED ROOF AND WALL CLADDING

Selection & Specification



Features

- Economical – low cost roof and wall cladding available in long lengths.
- Easy Fixing – conventional through fixed screws maximise performance and installation.
- 762mm Cover – quick installation and easy handling.
- Hi-tensile Steel – light weight and high strength.
- 5° Minimum Pitch – to suit most traditional applications.
- Anti-capillary Side Laps – 1½ rib overlaps for weather protection.
- Spring Curving – ideal for curved roofs.
- Curving Quality – available in G300 steel for architectural roofs or bullnosing.
- Fully Tested – a full range of load performance tables to suit most applications.

Applications

The soft uniformity of **Stramit® Corrugated** cladding gives it a unique versatility for architectural applications. Still favoured for traditional styled housing, it is also the first choice for contemporary steel-roofed homes.

Stramit® Corrugated cladding is the most readily curved roofing profile either spring-curved or bullnosed. This has helped to make it popular for smaller commercial applications in both roofing and walling.

Stramit® Corrugated cladding is only intended for use in commercial/industrial/residential roof or wall cladding applications. Do not use for any other purpose.

IMPORTANT NOTE

The information contained within this brochure is as far as possible accurate at the date of publication, however, before application in a particular situation, Stramit Building Products recommends that you obtain qualified expert advice confirming the suitability of product(s) and information in question for the application proposed. While Stramit accepts its legal obligations, be aware however that to the extent permitted by law, Stramit disclaims all liability (including liability for negligence) for all loss and damage resulting from the use of the information provided in this brochure.

Materials

Stramit® Corrugated decking is manufactured from G550 or G300 colour coated steel or zinc-aluminium alloy coated steel. In some locations galvanised and severe environment colour coated steel may be available by arrangement. Colour coated steels are in accordance with AS2728 – Category 3 and, for the substrate, with AS1397. Zinc-aluminium alloy coated AZ150 and galvanised Z450 conform to AS1397.

Stramit has a comprehensive range of colours as standard. Ask your nearest Stramit location for colour availability.

STRAMIT® CORRUGATED CLADDING – SHEETING MASS (kg/m² of roof area)

thickness bmt	grade	ZINCALUME®	COLORBOND®	GALVANISED
0.42mm	550MPa	4.28	4.35	4.65
0.48mm	550MPa	4.86	4.93	5.23
0.60mm	300MPa	6.02	6.09	6.39

Adverse Conditions

Stramit® Corrugated cladding will give excellent durability in almost all locations. It is however important to choose the correct coating for each application environment. The table below shows the suitability of coating types for different exposure conditions.

suitability of coating type	site exposure condition			
	benign	moderate	severe	very severe
ZINCALUME® AZ150	✓	?	?	✗
GALVANISED Z450	✓	?	✗	✗
COLORBOND®	✓	✓	?	✗
COLORBOND® Ultra	N/A	N/A	✓	?

? Question marks indicate conditions where durability may be diminished, depending on the particular application.

The approximate site exposure conditions in the table above are defined below.

site exposure condition	distance of site from			
	rough active surf	calm, still salt water	industrial emission	fossil fuel combustion
benign	1000m +	100m +	500m +	500m +
moderate	400m-1000m	0-100m	250m-500m	250m-500m
severe	100m-400m	N/A	100m-250m	100m-250m
very severe	0-100m	N/A	0-100m	0-100m

The suitability and exposure tables above are guidelines only; conditions will vary from site to site. If in any doubt about the choice of coating for a particular application contact your nearest Stramit office for advice.

Compatibility

All building products need to be checked for compatibility with adjacent materials. These checks need to be for both direct contact between materials, and where water runs from one material to another. The following guidelines generally avoid material incompatibility:

- For zinc-aluminium alloy coated steel, colour coated steel and galvanised steel roofs avoid copper, lead, green or treated timber, stainless steel and mortar or concrete.
- In addition galvanised steel roofs should not receive drainage from aluminium or any inert materials, such as plastics, glass, glazed tiles, colour coated and zinc-aluminium alloy. Contact Stramit for more detailed information.

Testing

Stramit has in-house, purpose built, testing equipment used to design, develop and improve products for the Australian market. In addition many Stramit products are tested or witnessed by independent organisations. These include:

- Cyclone Structural Testing Station (James Cook University)
- University of Queensland

This ongoing research and development activity ensures that Stramit remains at the forefront of innovation, design and consumer information.

Architectural Specification

This specification can be found on the Stramit web site and can be easily downloaded onto your documentation.

The roofing/walling shall be 0.42 (or 0.48) mm BMT **Stramit® Corrugated** cladding in continuous lengths with sinusoidal ribs 16mm high, spaced at 76.2mm centres in accordance with AS1445. Sheeting material shall be protected steel sheet to Australian Standard AS1397, with a minimum yield stress of 550MPa (Grade G550) and an AZ150 zinc-aluminium coating with or without an oven-baked paint film of selected colour.

The sheeting shall be fixed to the purlins/girts in accordance with the manufacturer's recommendations. Suitable fixing screws in accordance with Australian Standard AS3566, Class 3, shall be used at every support with side lap fasteners installed at mid span if required. Sheets shall be laid in such a manner that the approved side lap faces away from the prevailing weather.

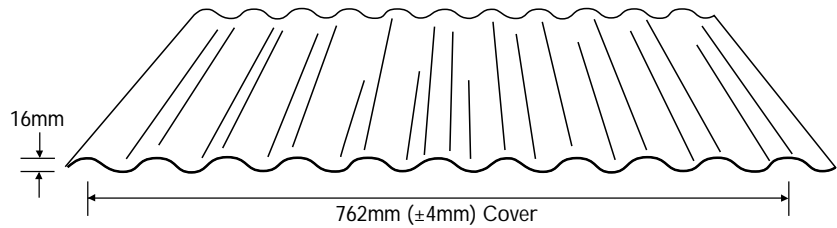
A minimum of 50mm shall be provided for projection into gutters. Flashings shall be supplied in compatible materials as specified; minimum cover of flashing shall be 150mm. All sheeting shall be fixed in a workman-like manner, leaving the job clean and weathertight. Repair minor blemishes with touch-up paint supplied by the roof manufacturer. All debris (nuts, screws, cuttings, filings etc.) shall be cleaned off daily.

NOTE: 0.60mm G300 Corrugated has a 300MPa steel grade.

Design

Spans

The spans shown below take account of 'normal' foot traffic and wind resistance including local pressure zone effects. Pressures are based on AS4055 or AS1170.2 section 2. Where the two standards differ, the worst case has been taken for each classification. Data should only be used for buildings 7m or less in height, 1000m² or less in area and unaffected by land topography.



STRAMIT® CORRUGATED CLADDING - MAXIMUM SPAN CHART (mm)

bmt (mm)	fasteners per sheet at each support	roofs					walls					overhangs	
		pressure (kPa)		double spans	equal spans	internal (end) span combination	pressure (kPa)		double spans	equal spans	internal (end) span combination	free edge	stiffened edge
		service -ability	strength				service -ability	strength					
N1 and N2, or Region B (sheltered suburban) and Region A (sheltered suburban and exposed suburban)													
0.42	3 screws	0.78	1.94	900	900	1200(1000)	0.61	1.49	2050	2050	2650(2200)	100	250
	5 screws	0.78	1.94	900	900	1200(1000)	0.61	1.49	2100	2100	2500(2050)	100	250
0.48	3 screws	0.78	1.94	1200	1200	1600(1300)	0.61	1.49	2300	2300	2850(2350)	100	300
	5 screws	0.78	1.94	1200	1200	1600(1300)	0.61	1.49	2300	2300	2750(2250)	100	300
0.60	3 screws	0.78	1.94	900	900	1200 (1000)	0.61	1.49	2550	2550	3000 (2500)	100	250
	5 screws	0.78	1.94	900	900	1200 (1000)	0.61	1.49	2500	2500	3000 (2500)	100	250
N3 or Region A (rural) and Region B (exposed suburban)													
0.42	3 screws	1.18	2.96	900	900	1200 (1000)	0.92	2.25	1600	1600	2150 (1750)	100	200
	5 screws	1.18	2.96	900	900	1200 (1000)	0.92	2.25	1750	1750	2150 (1750)	100	200
0.48	3 screws	1.18	2.96	1200	1200	1600 (1300)	0.92	2.25	1750	1750	2250 (1850)	100	250
	5 screws	1.18	2.96	1200	1200	1600 (1300)	0.92	2.25	2000	2000	2350 (1950)	100	250
0.60	3 screws	1.18	2.96	900	900	1200 (1000)	0.92	2.25	2200	2200	2600 (2150)	100	200
	5 screws	1.18	2.96	900	900	1200 (1000)	0.92	2.25	2100	2100	2500 (2050)	100	200

Internal spans must have both end spans 20% shorter. Values are only valid for use with steel members of 0.75mm or thicker. For more specific applications **Stramit® Corrugated** cladding must be designed to the pressure and foot traffic limitations below.

Pressures

STRAMIT® CORRUGATED CLADDING - SERVICEABILITY LIMIT STATE CAPACITY

thickness bmt(mm)	fasteners per sheet	span type	(kPa) at the spans (mm) shown									
			600	900	1200	1500	1800	2100	2400	2700	3000	
0.42	3	internal	2.41	1.93	1.44	1.27	1.10	0.98	0.76	0.59	0.45	
		equal	2.15	1.68	1.39	1.05	0.74	0.60	0.44	0.31	0.20	
		double	2.15	1.68	1.39	1.05	0.74	0.60	0.44	0.31	0.20	
	5	internal	8.19	6.13	3.17	2.20	1.50	1.00	0.69	0.50	0.37	
		equal	6.97	4.55	2.54	1.50	0.89	0.61	0.42	0.30	0.24	
		double	6.97	4.55	2.54	1.50	0.89	0.61	0.42	0.30	0.24	
0.48	3	internal	4.12	2.87	1.95	1.52	1.23	1.01	0.83	0.68	0.55	
		equal	4.12	2.07	1.39	1.15	0.91	0.72	0.56	0.39	0.31	
		double	4.12	2.07	1.39	1.15	0.91	0.72	0.56	0.39	0.31	
	5	internal	8.19	6.30	4.41	2.73	1.82	1.26	0.90	0.65	0.47	
		equal	6.97	5.49	2.99	1.82	1.18	0.79	0.54	0.36	0.23	
		double	6.97	5.49	2.99	1.82	1.18	0.79	0.54	0.36	0.23	
0.60	3	internal	4.71	3.88	3.01	2.34	1.83	1.43	1.12	0.87	0.66	
		equal	4.45	3.33	2.36	1.83	1.27	1.01	0.74	0.52	0.34	
		double	4.45	3.33	2.36	1.83	1.27	1.01	0.74	0.52	0.34	
	5	internal	9.54	6.39	3.81	2.54	1.81	1.34	1.02	0.79	0.62	
		equal	9.54	4.61	2.74	1.81	1.27	0.92	0.68	0.51	0.38	
		double	9.54	4.61	2.74	1.81	1.27	0.92	0.68	0.51	0.38	

STRAMIT® CORRUGATED CLADDING – STRENGTH LIMIT STATE CAPACITY (Non-cyclonic)

thickness bmt(mm)	fasteners per sheet	span type	(kPa) at the spans (mm) shown								
			600	900	1200	1500	1800	2100	2400	2700	3000
0.42	3	internal	10.33	9.45	6.08	5.15	4.22	3.82	3.43	2.84	2.35
		equal	10.33	6.83	4.52	3.91	3.30	3.18	2.53	2.01	1.58
		double	10.33	6.83	4.52	3.91	3.30	3.18	2.53	2.01	1.58
	5	internal	12.43	12.43	10.20	9.29	7.81	6.60	5.60	4.78	4.08
		equal	11.41	10.50	7.25	6.82	6.39	5.26	4.35	3.60	2.98
		double	11.41	10.50	7.25	6.82	6.39	5.26	4.35	3.60	2.98
0.48	3	internal	12.43	10.03	7.92	6.37	4.50	4.08	3.66	3.11	2.66
		equal	11.41	9.34	7.14	5.62	4.37	3.69	3.04	2.53	2.10
		double	11.41	9.34	7.14	5.62	4.37	3.69	3.04	2.53	2.10
	5	internal	12.43	12.43	11.87	9.56	7.84	6.53	5.50	4.67	3.99
		equal	11.41	10.31	9.30	8.29	7.64	6.25	5.00	3.94	3.04
		double	11.41	10.31	9.30	8.29	7.64	6.25	5.00	3.94	3.04
0.60	3	internal	12.43	9.93	9.53	8.71	7.58	6.46	5.35	4.33	3.41
		equal	10.20	8.88	8.14	6.90	5.70	4.51	3.44	2.50	1.67
		double	12.00	10.40	9.58	8.19	6.70	5.30	4.05	2.94	1.96
	5	internal	12.43	12.43	12.43	12.43	11.42	9.69	8.03	6.50	5.11
		equal	11.49	11.49	11.49	10.44	8.54	6.76	5.16	3.75	2.50
		double	11.49	11.49	11.49	11.49	10.05	7.95	6.07	4.41	2.95

Tables are based on testing to AS1562 and AS4040 parts 0, 2 and 3. Internal spans must have both end spans 20% shorter. Values only valid for use with steel support members of 0.75mm or thicker.

Foot Traffic

Foot traffic limits for **Stramit® Corrugated** cladding are shown for three alternate foot traffic categories. These are:

- High Maintenance – for applications with repeated maintenance, particularly where personnel may be unfamiliar with correct procedures for walking on metal roofs.
- Normal – based on traditional expectations, with moderate maintenance foot traffic using designated foot paths.
- Controlled – spans that conform to AS1562 but require minimal careful foot traffic only on the designated foot path. Suggested for use only where occasional aesthetic imperfections from foot traffic are acceptable.

STRAMIT® CORRUGATED CLADDING – FOOT TRAFFIC LIMITED SPANS (mm)

thickness bmt	span type	foot traffic limits		
		heavy	normal	controlled
0.42	internal	-	1200	1500
	equal	-	900	900
	double	-	900	900
0.48	internal	750	1600	1800
	equal	500	1200	1500
	double	500	1200	1500
0.60	internal	-	1200	1900
	equal	-	900	1600
	double	-	900	1600

Tables are based on tests to AS1562 and AS4040 parts 0 and 1.

For more information on foot traffic performance of **Stramit® Corrugated** cladding and other Stramit roofing profiles refer to Stramit's Foot Traffic Guide.

Spring Curving

Stramit® Corrugated cladding can be spring curved, concave and convex, including curved ridges, provided it is sealed at the apex, and within the recommended limits below:

STRAMIT® CORRUGATED CLADDING – SPRING-CURVED RADII LIMITS (m)

bmt (mm)	performance restricted		restricted by drainage at the rainfall intensities shown		
	minimum* radius	lowest neutral radius	370 mm/hr	220 mm/hr	150 mm/hr
0.42	12*	25	37	63	92
0.48	10*	25	37	63	92
0.60	8*	26	37	63	92

*At these radii a maximum support spacing of 900mm applies, and limit state pressure capacities are reduced by 14% for serviceability and 7% for strength. These reductions apply proportionately up to the lowest neutral radius. Minimum 5 fasteners required per sheet at ends.

For more comprehensive information on spring curving **Stramit® Corrugated** cladding and other Stramit roofing profiles refer to the Stramit Spring Curving Guide.

Thermal Expansion

All metal roof sheeting is subject to thermal expansion and, where there is a temperature difference between the sheeting and the structure, this needs to be accommodated. The colour of the sheeting will affect the amount of thermal expansion, and whether the sheet is flat or curved will affect its ability to resist without problems.

Sheet lengths should be limited to those shown below.

STRAMIT® CORRUGATED CLADDING – MAXIMUM SHEET LENGTH (m)

roof colour	light	dark
Flat	25	17
Spring-curved	20	17

Water Carrying

Stramit® Corrugated cladding has limited water-carrying capacity. Roof slopes can be as low as 5° for many applications. Roof run lengths are the combined lengths of all roof elements contributing to a single pan drainage path. This can include the roof length upstream of a roof penetration that concentrates flow into other pans. The table below gives slopes for 100 year return period rainfall intensity.

STRAMIT® CORRUGATED CLADDING – MINIMUM ROOF SLOPE (degrees)										
rainfall intensity mm/hr	total roof run length (m)									
	10	15	20	25	30	35	40	45	50	55
150					5.0	7.0	11	14	18	23
175	Minimum Slope 5°			5.0	7.0	11	15	20		
200		5.0	6.0	10	15	21				
225		5.0	8.5	14	20					
250		5.0	6.0	12	18					
275		5.0	8.0	15	23					
300		5.0	11	19						
325	5.0	5.5	13	22						
350	5.0	7.0	16	25						
375	5.0	8.5	17							
400	5.0	10	20							

For more information on water carrying performance of **Stramit® Corrugated** cladding and other Stramit roofing profiles refer to Stramit's Roof Slope Guide.

Darwin Area

Information on the use of **Stramit® Corrugated** cladding in the Darwin area can be found in deemed-to-comply sheets No's M103/5, 6 and 7. These are available from Stramit.

Procurement


Prices

Prices on **Stramit® Corrugated** cladding and its accessories can be obtained from your nearest Stramit location or distributor of Stramit products. As Stramit does not provide an installation service, ask your tradesperson for a supply and fix price. Contact your nearest Stramit location for the names of tradespersons in your area.

Related Products



Ridge Capping – standard or custom dimensions




Flashings – a range of custom flashings, barge roll etc.



Filler Strip – for eaves, ridge and joint sealing

Use only where sealing is preferred to ventilation



Insulation & roofing mesh – a range of mesh, sisalation, plain & foil backed blanket



Translucent sheeting – fibreglass sheeting in a range of shades and densities

Length

Stramit® Corrugated cladding is supplied cut-to-length. When designing or transporting long products ensure that the length is within the limit of the local Transport Authority regulations. The manufacturing tolerance on the length of product supplied is +0, -15mm.

Ordering

Stramit® Corrugated cladding can be ordered directly, through distributors, or supplied and fixed from a roofing contractor.

Delivery/Unloading

Delivery can normally be made within 48 hours, subject to the delivery location, quantity and material availability, or can be at a pre-arranged date and time. Please ensure that suitable arrangements have been made for truck unloading, as this is the responsibility of the receiver. Pack mass may be up to one tonne. When lifting **Stramit® Corrugated** cladding, care should be taken to ensure that the load is spread to prevent damage.

Handling/Storage

Stramit® Corrugated cladding should be handled with care at all times to preserve the product capabilities and quality of the finish. Packs should always be kept dry and stored above ground level while on site. If the sheets have become wet, they should be separated, wiped and placed in the open to promote drying.

Installation

Fasteners

All fastening screws must conform to AS3566 – Class 3. They are to be hexagon headed and must be used with sealing washers for both roofing and walling. For connecting to purlins and top hats use:



For steel (0.75bmt or greater)*
– No.12 x 35mm self-drilling and threading screws for crest fixing



– No.10 x 16mm self-drilling and threading screws for pan fixing to walls



For timber (F11 or better)
– No. 12 x 50mm type 17 screws for crest fixing



– No.10 x 25mm type 17 screws for pan fixing to walls



Side Laps
– No. 8 x 12mm 'S' point screws, or



– 3.2mm diameter sealed aluminium pop rivet

*For steel less than 0.75bmt thickness refer to Stramit® Top Hats & Battens Product Technical Manual.

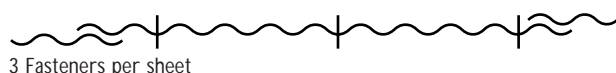
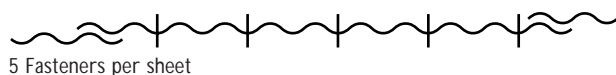
Fastener Locations

Stramit® Corrugated cladding can be fixed with either 3 or 5 fasteners per sheet at each batten/purlin to meet the required performance values, as shown below:

CREST FASTENER LOCATIONS



VALLEY FASTENER LOCATION (WALLS ONLY)



Site Induction

Consideration should be given to handling and installation issues as part of site induction safety procedures.

Specific consideration should be given to pack handling, avoidance of cuts, trips, slips and falls, long sheet handling particularly in windy conditions, sheet cutting procedures and surface temperature on sunny days. Personal Protection Equipment (PPE) should always be used.

Installation

Stramit® Corrugated cladding is readily installed with or without fibreglass insulation blanket. If practical lay sheets in the opposite direction to prevailing weather.

Installation of **Stramit® Corrugated** cladding is a straightforward procedure using the following fixing sequence:

- 1) Ensure all purlins are in line and correctly installed and that mesh and blanket (if specified) are in place.
- 2) Position and fix the first sheet ensuring the correct sheet overhangs (minimum 50mm). Ensure that screws are not overtightened.
- 3) Continue to fix subsequent sheets checking that sheet ends at the lower edge are exactly aligned.

It is important that the underlap of one sheet does not protrude beyond the overlap of the next – if this is unavoidable, the underlap must be trimmed locally or water 'drawback' may occur.

- 4) Measure the overall cover width at top and bottom of the sheets from time to time to avoid 'fanning'.
- 5) For roof spans exceeding 900mm and wall spans exceeding 1200mm, stitch the sidelaps at midspan.
- 6) Turn up the pans at the upper roof edge and install flashings.
- 7) Clean up the roof after each days work, removing all screws, cuttings, swarf etc, and leave roof clean and watertight.

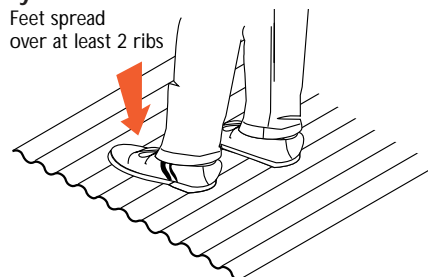
Insulation

Stramit® Corrugated cladding is suitable for use with insulating blanket. Glasswool blanket up to 50mm thick can be readily used. Increased thicknesses require longer fasteners and greater care in installation. For domestic applications Stramit recommends that insulation is always used.

Walking

As with all roofing products, we recommend extra caution be taken when walking on the roof. When walking on **Stramit® Corrugated** cladding roofing always wear flat rubber soled shoes and place feet only on the ribs, taking care to avoid the last rib or two near edges of the metal roof area.

Walk only on ribs



Good Practice

Stramit recommends that good trade practice be followed when using this product, such as that found in Australian Standards Handbook HB39.

Sheet Handling

Cut resistant or leather gloves should be worn when handling product. Foot protection should be worn when handling and transporting product.

Cutting

Stramit® Corrugated cladding can be easily cut, where required, using a power saw with a steel cutting blade or a power nibbler and, for localised cutting, tin snips. Avoid the use of abrasive discs as these can cause burred edges and coating damage. Please dispose of any off-cuts carefully.

Additional Information

Maintenance

Exterior surfaces of metal products unwashed by rain can benefit from occasional washing to remove build-up of corrosive salts. Walls beneath eaves or awnings are such a situation.

Further Information

As well as our standard range of Technical Manuals, Installation Leaflets, Case Studies and other promotional literature Stramit has a series of Guides to aid design.

References

In preparing this document reference has been made to:

- Standards Australia Handbook – HB39 (Installation code for metal roof and wall cladding)
- BlueScope Steel – Technical Bulletin TB-4 (Maintenance of Colorbond prepainted steel roofing)
- BlueScope Steel – Technical Bulletin TB-1 (Steel roofing and walling products – selection guide)



The Stramit web page can be found at:

www.stramit.com.au

Details of many **Stramit**® products can also be seen on the RAIA site 'Product Selector' at:

www.selector.com.au

Building Products

		prices	availability	general	technical
contact numbers for information			products coating colours	other	advice product data
SYDNEY Cnr Erskine Park & Mamre Roads, Erskine Park NSW 2759	phone fax	(02) 9834 0909 (02) 9834 0988		(02) 9834 0900 (02) 9834 0977	
CANBERRA 4 Bass Street, Queanbeyan NSW 2620	phone fax		(02) 6297 3533 (02) 6297 8089		
COFFS HARBOUR 6 Mansbridge Drive, Coffs Harbour NSW 2450	phone fax		(02) 6652 6333 (02) 6651 3395		(02) 9834 0900 (02) 9834 0977
NEWCASTLE 17 Nelson Road, Cardiff NSW 2285	phone fax		(02) 4954 5033 (02) 4954 5856		
ORANGE 51 Leewood Drive, Orange NSW 2800	phone fax		(02) 6361 0444 (02) 6361 9814		
MELBOURNE - KILSYTH 180-186 Colchester Road, Kilsyth VIC 3137	phone fax	(03) 9721 8333		(03) 9721 8333 (03) 9721 8347	
MELBOURNE - BAYSWATER 491 Mountain Highway, Bayswater VIC 3135	phone fax	(03) 9722 5555 (03) 9722 5519	(03) 9722 5500 (03) 9722 5538		
MELBOURNE - PRESTON 219 Dundas Street, Preston VIC 3072	phone fax		(03) 9484 0193 (03) 9484 5060		
MELBOURNE - MULGRAVE 2 Faigh Street, Mulgrave VIC 3170	phone fax		(03) 9721 8212 (03) 9722 5613		(03) 9721 8212 (03) 9722 5613
ALBURY 18 Ariel Drive, Albury NSW 2640	phone fax		(02) 6041 7600 (02) 6041 7666		
BENDIGO Ramsay Court, Kangaroo Flat VIC 3555	phone fax		(03) 5447 8455 (03) 5447 9677		
HOBART Farley Street, Derwent Park TAS 7010	phone fax		(03) 6272 4500 (03) 6272 0967		
ADELAIDE 11 Stock Road, Cavan SA 5094	phone fax		(08) 8262 4444 (08) 8262 6333		
BRISBANE 57-71 Platinum Street, Crestmead QLD 4132	phone fax		(07) 3803 9999 (07) 3803 1499		
TOWNSVILLE 402-408 Bayswater Road, Garbutt QLD 4814	phone fax		(07) 4779 0844 (07) 4775 7155		
CAIRNS 83 Kenny Street, Portsmith QLD 4870	phone fax		(07) 4031 4064 (07) 4031 4069		
MACKAY Brickworks Court, Glenella QLD 4740	phone fax		(07) 4942 3488 (07) 4942 2343		(07) 3803 9999 (07) 3803 1499
MARYBOROUGH 10 Activity St, Maryborough QLD 4650	phone fax		(07) 4121 2433 (07) 4123 3139		
GLADSTONE 25 Beckinsale St, Gladstone QLD 4680	phone fax		(07) 4972 8455 (07) 4972 8355		
ROCKHAMPTON 174-176 Alexandra St, Nth Rockhampton QLD 4701	phone fax		(07) 4927 3855 (07) 4922 2857		
DARWIN 55 Albatross Street, Winnellie NT 0820	phone fax		(08) 8947 0780 (08) 8947 1577		
PERTH 605-615 Bickley Road, Maddington WA 6109	phone fax		(08) 9493 8800 (08) 9493 8899		
BUNBURY 25 Proffit Street, Bunbury WA 6230	phone fax		(08) 9721 8046 (08) 9721 8017		

® Registered trademarks of Stramit Corporation Pty Limited. ABN 57 005 010 195 trading as Stramit Building Products

A member of the Amatek Group

COLORBOND® and ZINCALUME® are registered trademarks of BlueScope Steel Limited

© Stramit Corporation Pty. Limited July 2004.

This document replaces all previous issues. Please destroy, or clearly mark as superseded, all previous issues.