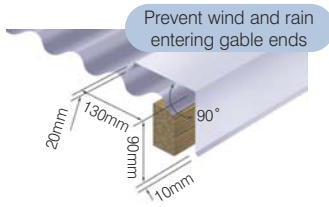


# Make your installation complete

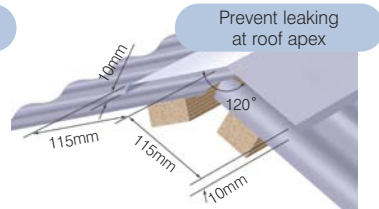
To make your installation complete there are a number of fixings and accessories required to ensure you achieve the most professional finish.

## Laserlite Accessories

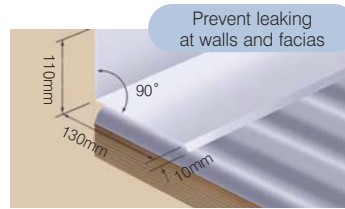
**Flashings** Colours: Clear, Bronze Tint, Grey Tint, Opal and Classic Cream. Length: 3.0m



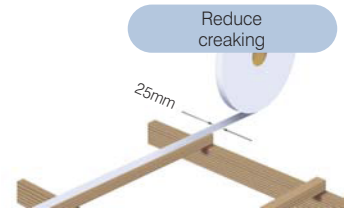
**Polycarbonate Barge Capping**



**Polycarbonate Ridge Capping**




**Polycarbonate Apron Flashing**



**Noise Stop Tape** - Length: 24.0m


### Back Channel



**Metal Back Channel\***

**\*Use with Back Channel Infill Strips.**

Colours: White and Grey  
Profile: Roma, Greca Length: 3.6m




**Metal Back Channel\***

**\*Use with Back Channel Infill Strips.**

Colours: White and Grey  
Profile: Trimdek Length: 3.6m




Prevent leaking at walls and facias



**Back Channel Infill Strips**

Profile: Roma, Greca  
Colour: Grey Length: 3.6m



**Back Channel Infill Strips**

Profile: Trimdek  
Colour: Grey Length: 3.6m




### Eave Infill Strips



**Eave Infill Strips**


Profile: Trimdek  
Colours: Black and White  
Length: 750mm (top and bottom)

Prevent rain, dust and wind entering eaves



**Eave Infill Strips**

Profile: Roma. Length: 920mm  
Colours: Black and White



**Eave Infill Strips**

Profile: Greca. Length: 940mm  
Colours: Black and White